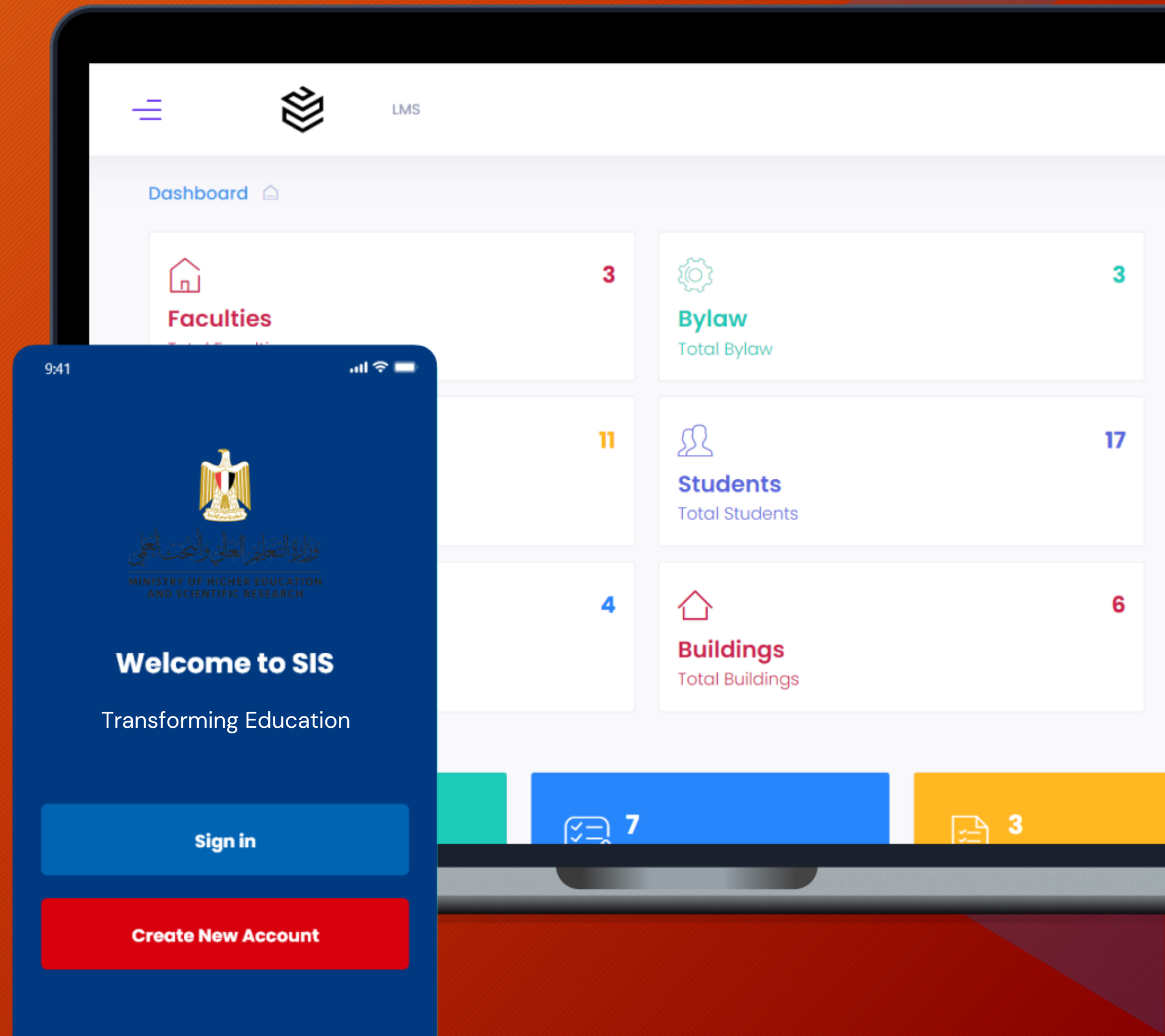




## Mission

Transforming education through a comprehensive, user-centric platform that empowers universities to streamline operations, maximize student engagement, and optimize the learning experience.







## Overview

iStudent, a cloud-based Student Information System (SIS), tackles the challenges of disjointed data and inefficient workflows within universities. It acts as a central hub, storing student information, courses, grades, and more. Through a user-friendly interface, students can access schedules, track progress, and communicate with faculty. Administrators leverage reports and analytics to make data-driven decisions, while customizable features and integrations (like mobile access) further enhance the system's functionality. Ultimately, iStudent streamlines processes, improves communication, and empowers student success by creating a more organized and accessible learning environment.



# iStudent Values

## **Innovation**

We are committed to continuous development and improvement, providing our clients with the latest advancements in educational technology.

## **Efficiency**

We believe in streamlining processes and maximizing productivity for administrators, faculty, and students.

## **Security**

We prioritize the protection of sensitive data and ensure a safe and secure learning environment.



# iStudent Values

## **Transparency**

We promote open communication and provide clear and comprehensive information to all users.

## **Accessibility**

We strive to create a user-friendly platform that caters to the diverse needs of educational institutions.





# iStudent Benefits



# Benefits

## Streamlined Processes

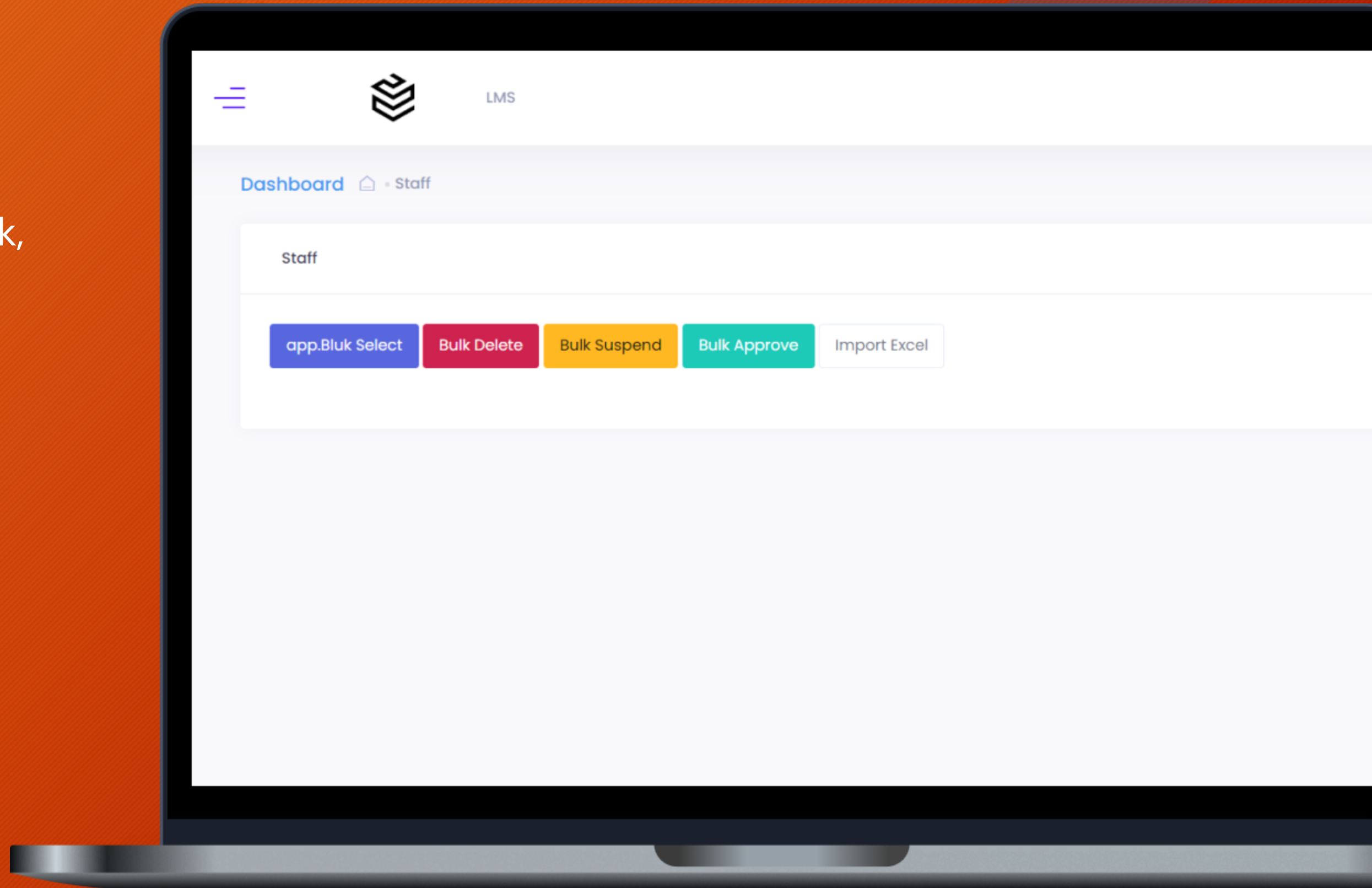
Automate tasks, reduce paperwork, free up staff time.

## Enhanced Communication

Foster seamless communication between students, faculty & staff.

## Centralized Data

Secure & accessible student information for better reporting & decision-making.





# Benefits

## Improved Efficiency

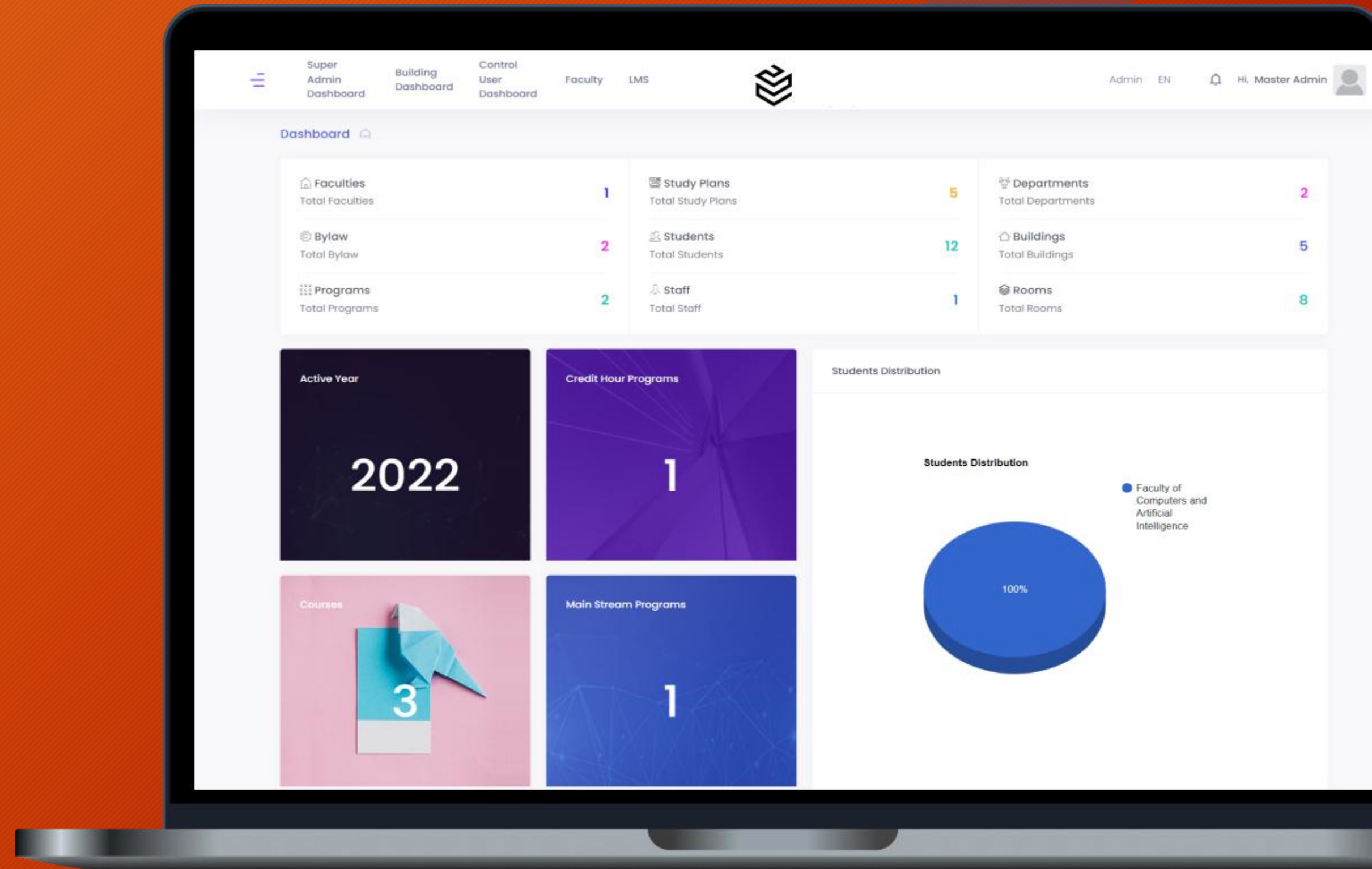
Eliminate redundancy, save time & resources.

## Empowered Students

Self-service tools for managing schedules, grades & communication.

## Data-Driven Decisions

Gain insights to optimize services, resources, and programs.





# Benefits

## Increased Transparency

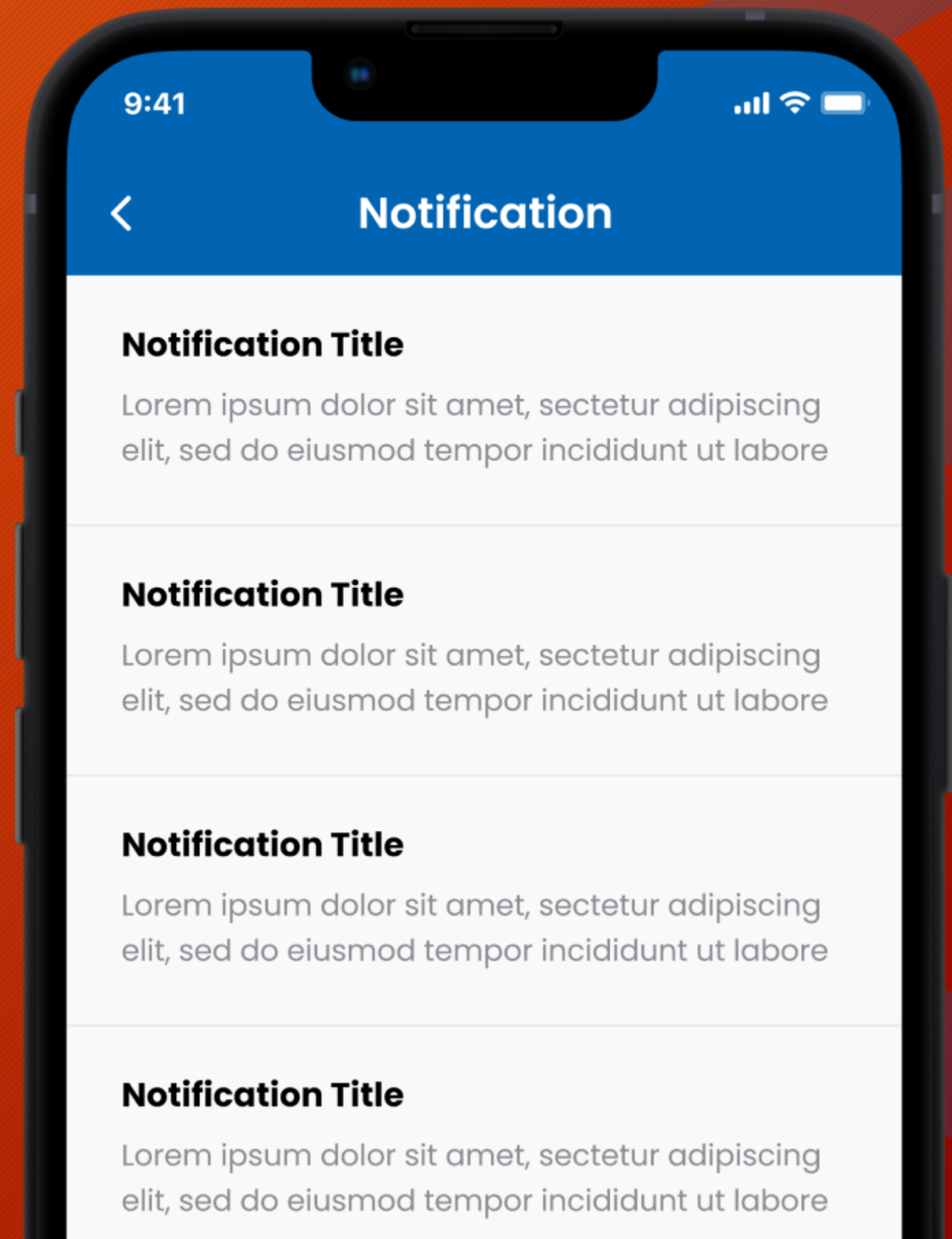
Students & staff have clear visibility into important information.

## Scalability & Growth

Accommodate a growing student body and easily integrate new programs.

## Improved Student Success

Empower students with better access to information & resources.





# Benefits

## Mobile Accessibility

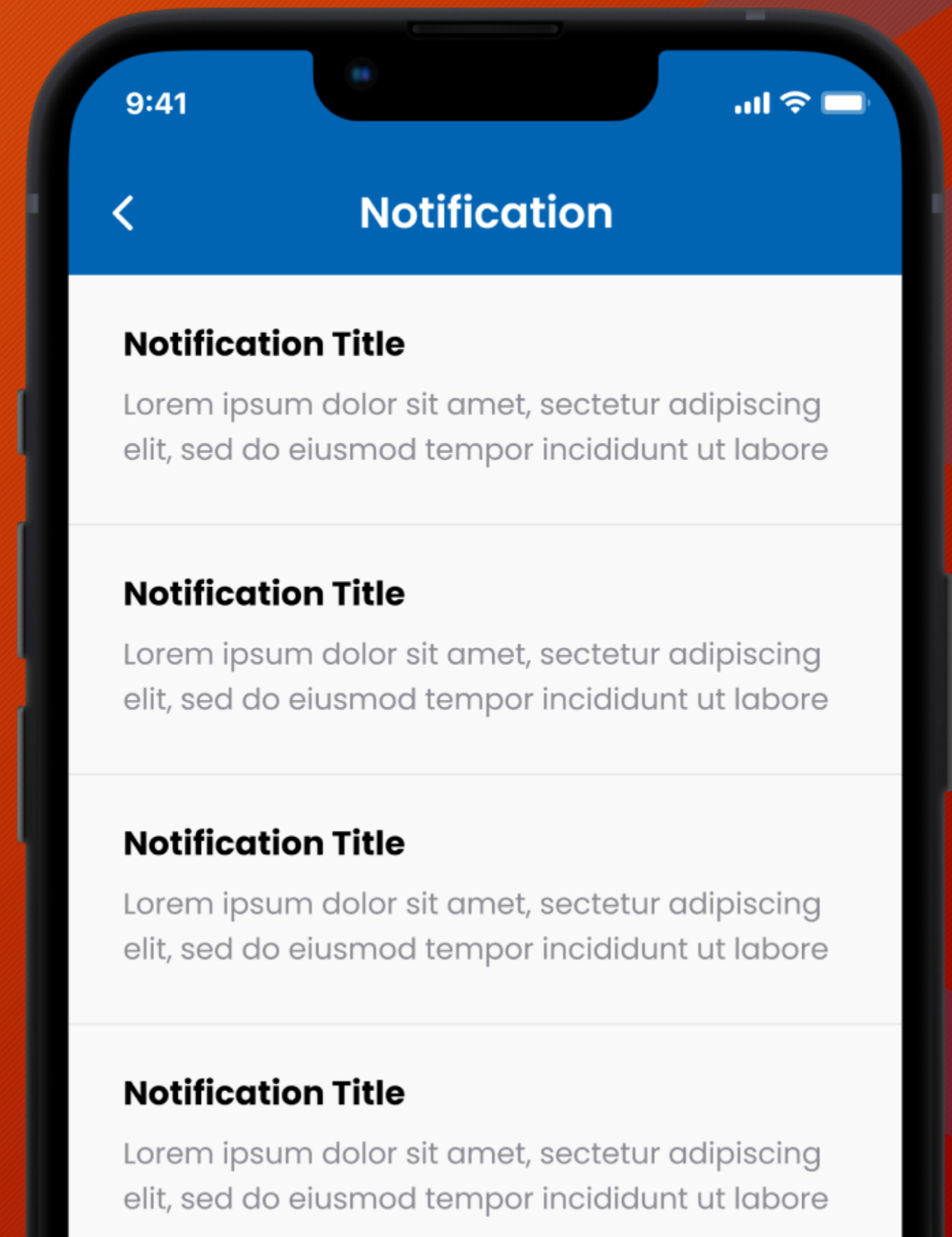
Manage tasks & stay informed anytime, anywhere

## Reduced Costs

Eliminate manual data entry & streamline administrative processes.

## Customizable Features

Cater to specific university needs.







# iStudent Modules & Features





# Modules & Features



## Institute Info

### Function

Provides a comprehensive overview of the system's technological foundation, ensuring a robust, secure, and scalable environment.



## Class Management

### Function

Streamlines and automates class management tasks, including defining academic degrees, handling teaching methods, and managing course data.

### Features

- Academic Degree Definition
- Bylaw Characteristics
- Course Data Specification
- Teaching Methods
- Concurrent and Prerequisite Courses
- Excuses and Absence Conditions



# Modules & Features



## Exams Management

### Function

Offers comprehensive exam management capabilities, from scheduling to final results.

### Features

- Examination Sessions
- Grade Entry
- Evaluation Methods
- Practical Degree Requirements
- Automatic Status Changes



## Attendance System

### Function

Provides advanced attendance tracking for accurate student monitoring and management.

### Features

- Seating Number Control
- Student Status Monitoring
- Automatic Status Changes



# Modules & Features



## Fee Management

### Function

Efficiently manages student fees and dues through automated processes and detailed reporting.

### Features

Electronic Coordination  
Approved Hours Report  
Previous Academic Data Reports  
Cumulative Reports



## Tests Management

### Function

Simplifies the management and monitoring of tests, ensuring accurate and comprehensive evaluation of student performance.

### Features

Evaluation Monitoring  
Detailed Results Reports



# Modules & Features



## Accounts

### Function

Manages and controls all financial and administrative aspects, from user permissions to report generation.

### Features

- User Permissions
- Report Display Control
- Control System Conditions
- Results Approval
- Report Display Methods
- Course and Student Management



## Printable Reports

### Function

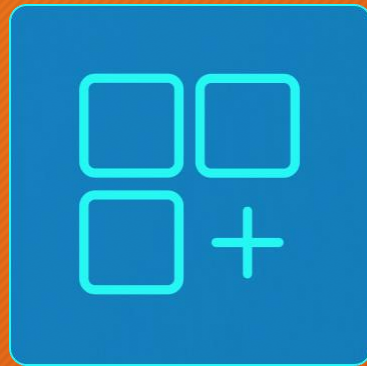
Generates various detailed reports for academic and administrative purposes.

### Features

- Promotion Reports
- Academic Records Creation
- Course Data Display
- Student Transcript Reports



# Modules & Features



## Additional Modules

### Features

**API Integration:** Seamless integration with EETest, CDSM LMS, E-Finance, ZOOM, and WebEx.

**Multiple Integrated Developed Modules:** Supports a user base exceeding 750,000, featuring a responsive design and multi-language support (Arabic and English).



# Mobile Application Features



## User Authentication and Profile Management

### Function

Allows secure login, account creation, and detailed profile management for users on the go.

### Features

Sign In and Account Creation: Options to sign in or create new accounts with comprehensive personal and contact information fields.

Profile Management: Manage detailed profiles including job information, fellowship enrollment, and current job status.



## Dashboard

### Function

Provides a central hub for users to access university news, manage courses, and participate in online meetings.

### Features

News and Articles: Access the latest news, articles, and announcements.

Courses and Certificates: View course details, enroll in courses, track course progress, and download certificates.

Online Meetings: Schedule, join, and manage online meetings with access to recordings.



# Mobile Application Features



## Surveys and Forms

### Function

Allows users to contribute to the university community by participating in surveys and efficiently manage administrative tasks by filling and submitting various forms, including those related to payments and promotions.

### Features

Surveys: Participate in surveys and view survey details.

Forms: Fill and submit various forms, including payment and promo code applications.



## Logbooks

### Function

Provides a platform for managing activity logs, but its applicability to general student users might be limited.

### Features

Activity Logs: Create, submit, and manage logbooks for activities, including patient records and training hours.

Status Updates: Track and update the status of logbooks, request information, and add comments.



# Trusted By





# Challenges

Data Silos

Complex User Interface

Fragmented Communication

Generic Solutions

Limited Reporting & Analytics

Limited Integrations



# Solutions

Centralizes all student data in one secure and accessible location.

Provides a user-friendly and intuitive interface with a focus on self-service tools.

Offers integrated communication tools (email, messaging, announcements) within the platform.

Offers customizable features to address specific university needs.

Provides robust reporting and analytics tools for in-depth insights.

Provides seamless integrations with other university software programs for a unified data flow.



# Smarter Workflows, Healthier Bottom Line

Power Up Your Institution's Bottom Line with the All-in-One, Cost-Saving Education Management Solution

## Reduce costs

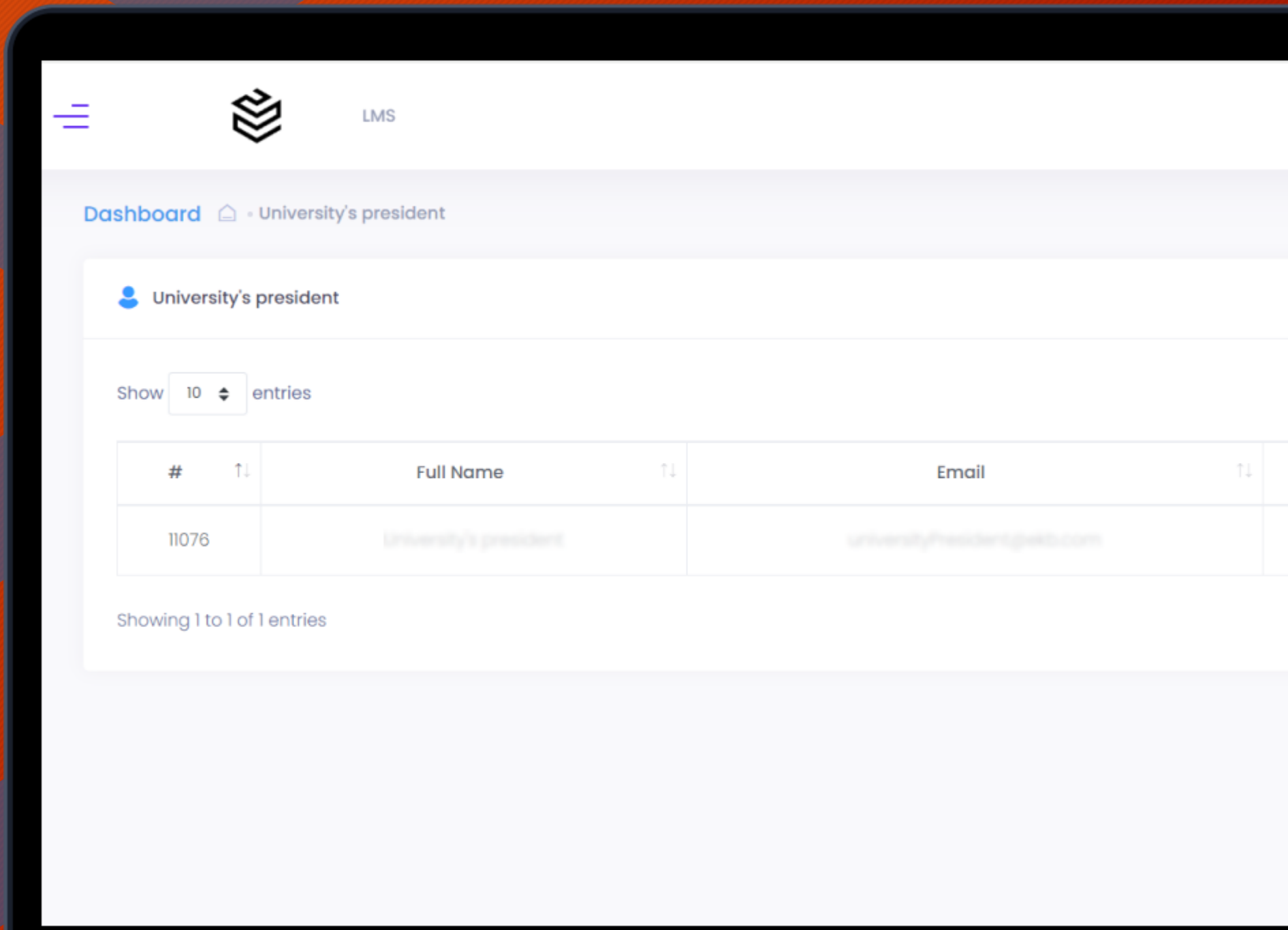
through automation and improved efficiency.

## Optimize resource allocation

to make better financial decisions.

## Increase revenue

by attracting more students with a wider range of programs and improving student retention.



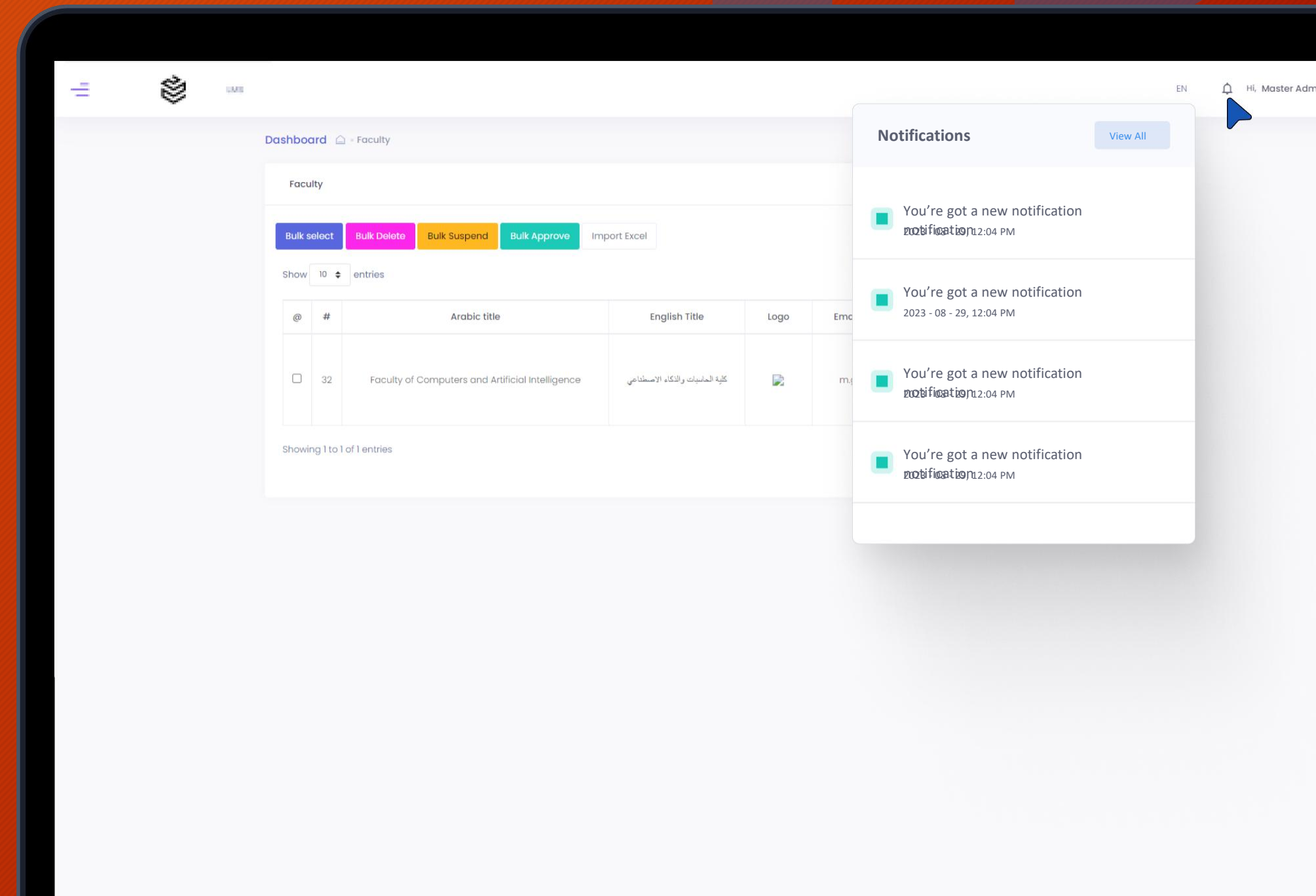


# Transform Education, Empower Teaching

Promoting student engagement through mobile access and interactive features.

Empowering instructors with efficient tools and data-driven insights.

Enhancing assessment practices for clearer evaluation and improvement.





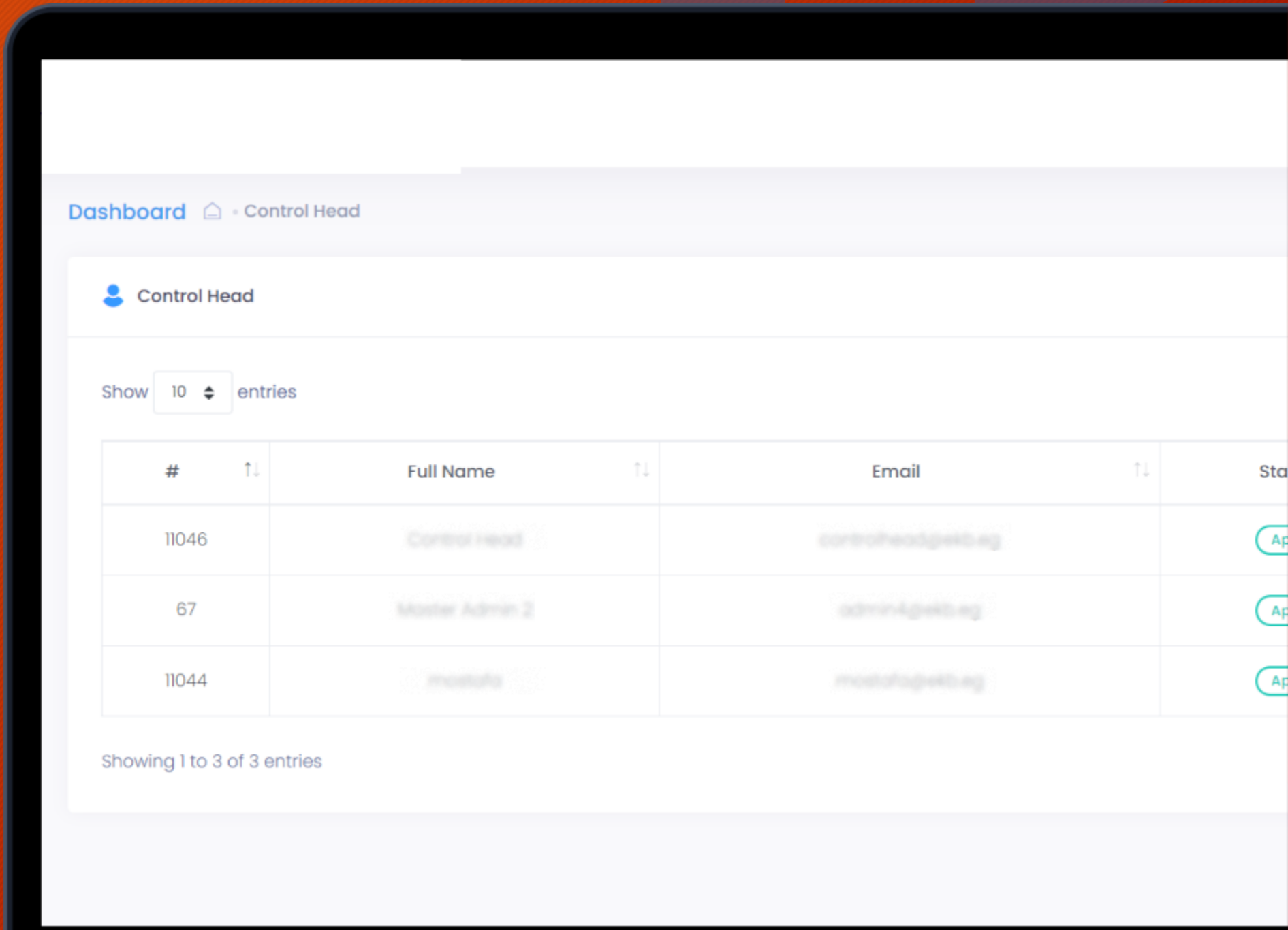
# Streamline Operations, Empower Efficiency

Automating tasks to reduce workload.

Providing a centralized platform for data management and communication.

Empowering administrators with data-driven insights for better decision-making.

Ensuring security and compliance with data protection regulations.





# Benefits For Users

## Students

### Effortless Access

Access your grades, transcripts, class schedules, and course materials anytime, anywhere, on any device.

**Simplified Registration:** Manage your enrollment process online, register for courses, and pay fees electronically with ease.

### Improved Communication

Stay informed with real-time notifications (through email or push notifications) about important updates, deadlines, and announcements.





# Benefits For Users

## Students

### Enhanced Visibility

Track your academic progress in real-time, view instructor feedback, and access resources for support and success.

### Increased Efficiency

Reduce the need for in-person visits and paperwork. Handle administrative tasks like fee payments and transcript requests quickly and conveniently.

### Personalized Experience

Connect with faculty and advisors more efficiently through the system's built-in communication tools.





# Benefits For Users

## For Faculty & Staff

### **Save Time**

Automate administrative tasks like grading, attendance tracking, and enrollment management, freeing up valuable time for teaching and student interaction.

### **Improved Organization**

Access student information and track progress in a centralized location, eliminating data silos and improving efficiency.

### **Enhanced Communication**

Communicate with students effectively through integrated messaging tools and announcements.





# Benefits For Users

## For Faculty & Staff

### **Enhanced Visibility**

Track your academic progress in real-time, view instructor feedback, and access resources for support and success.

### **Increased Efficiency**

Reduce the need for in-person visits and paperwork. Handle administrative tasks like fee payments and transcript requests quickly and conveniently.

### **Personalized Experience**

Connect with faculty and advisors more efficiently through the system's built-in communication tools.





# Student Enrollment Journey

1

## Browse Available Courses:

Access the "Course Catalog" or "Course Registration" section within the student portal or mobile app.

Narrow down the search by program, semester, or keywords.

View course listings with details like title, instructor, description, credit hours, prerequisites, and meeting times (if applicable).

2

## Check Prerequisites and Restrictions:

The system will automatically verify if prerequisites are completed for chosen courses.

View any enrollment restrictions like limited seats or instructor permission requirements.

3

## Add Courses to Cart:

Select desired courses and click "Add to Cart" or "Enroll" for each.

Review the entire cart with a summary of selected courses, credit hours, and potential fees (if applicable).



# Student Enrollment Journey

4

## Review and Confirm Enrollment:

Carefully review all courses in the cart, including details like titles, instructors, and timings.

Modify selections or remove unwanted courses at this stage.

Proceed to the confirmation section once satisfied.

5

## Secure Payment (if applicable):

The system will guide you through a secure online payment process if course fees apply.

Choose from various payment options like debit/credit cards or e-wallets (availability may vary).

6

## Confirmation and Course Access:

Upon successful enrollment and payment (if applicable), the system will generate a confirmation message or email with details of registered courses.

View enrolled courses reflected in the student portal or mobile app dashboard, including potential access to course materials, assignments, and communication channels.